



US 20190231002A1

(19) **United States**

(12) **Patent Application Publication**
Asiss

(10) **Pub. No.: US 2019/0231002 A1**

(43) **Pub. Date: Aug. 1, 2019**

(54) **BATHING SUIT**

(52) **U.S. Cl.**

(71) Applicant: **Monica Ifat Asiss, Tel Aviv (IL)**

CPC *A41D 7/00* (2013.01); *A41D 15/00*
(2013.01); *A41B 11/00* (2013.01); *A41D*
15/005 (2013.01); *A41D 2300/322* (2013.01);
A41D 15/04 (2013.01)

(72) Inventor: **Monica Ifat Asiss, Tel Aviv (IL)**

(21) Appl. No.: **15/881,774**

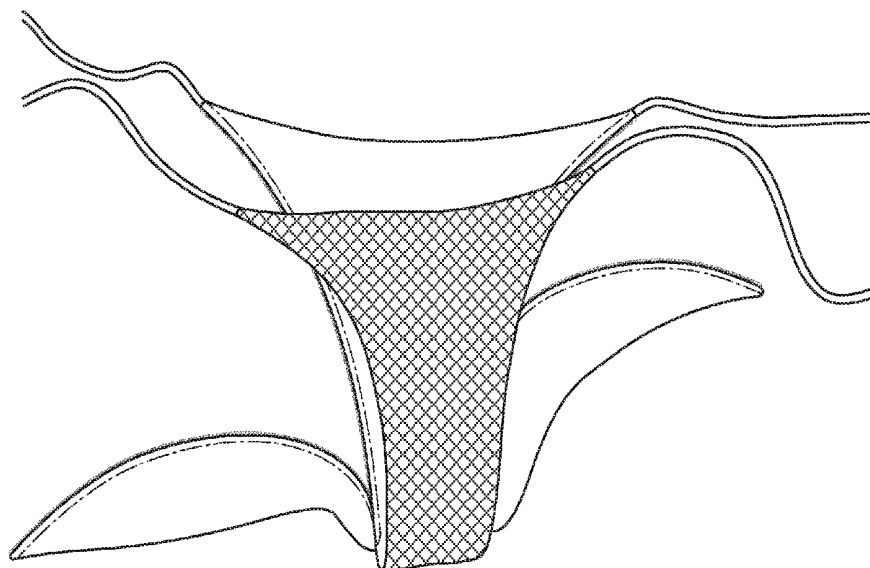
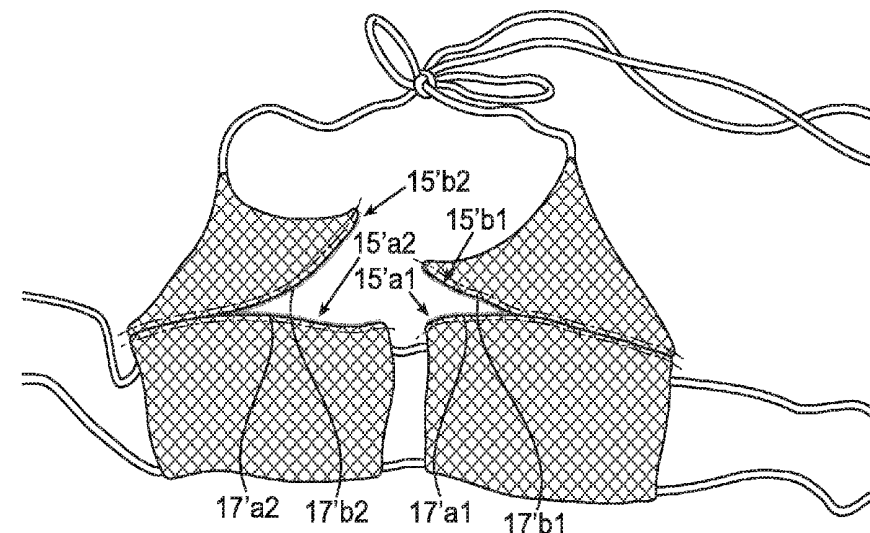
(57) **ABSTRACT**

(22) Filed: **Jan. 28, 2018**

A separable bathing suit top comprising:
at least one top-central part, and
a first top-piece and a second top-piece;
the second top-piece attached or reversibly attachable to the
first top-piece;
each top-piece independently reversibly attachable to a
top-central part.

Publication Classification

(51) **Int. Cl.**
A41D 7/00 (2006.01)
A41D 15/00 (2006.01)
A41D 15/04 (2006.01)



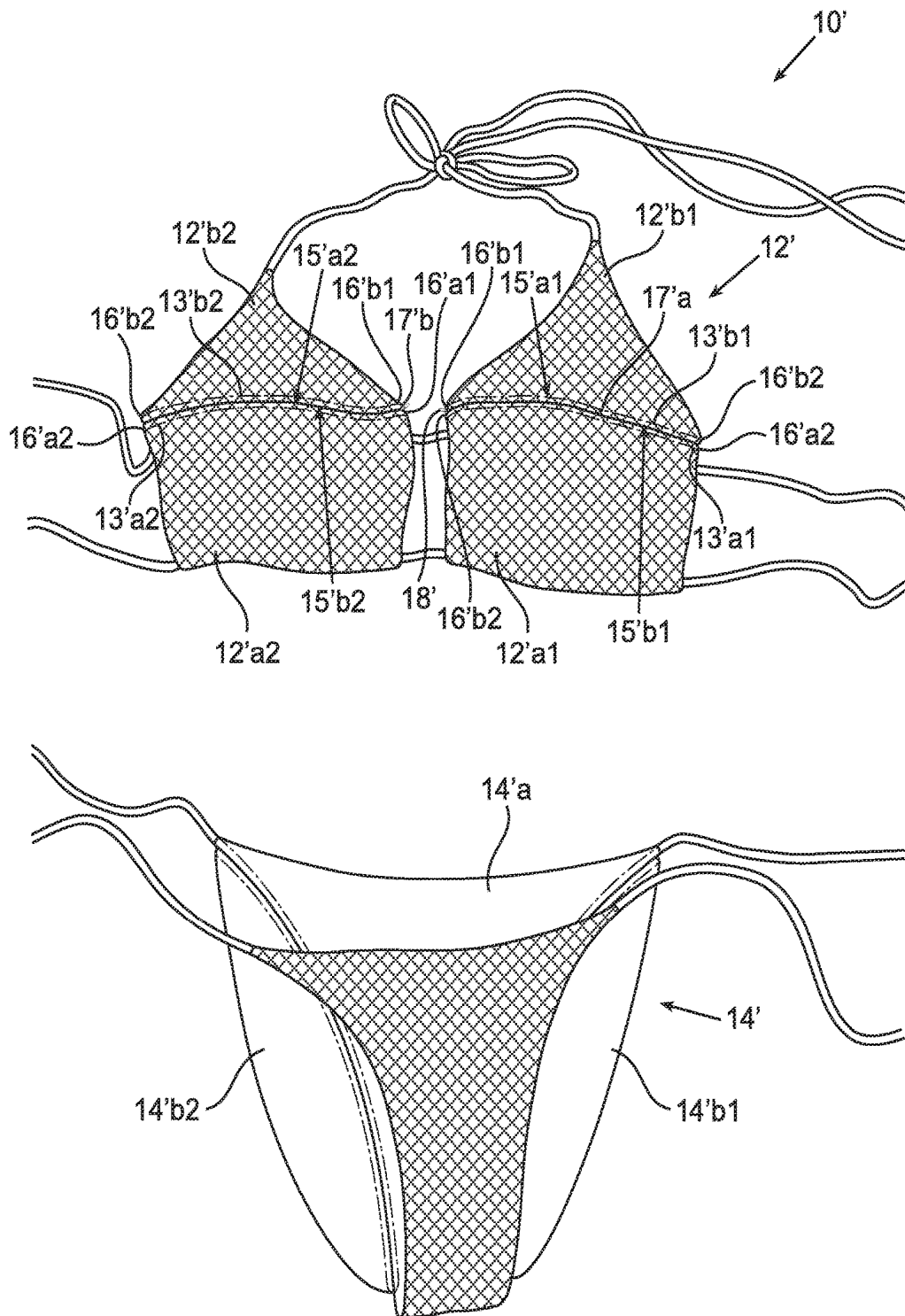


Figure 1a

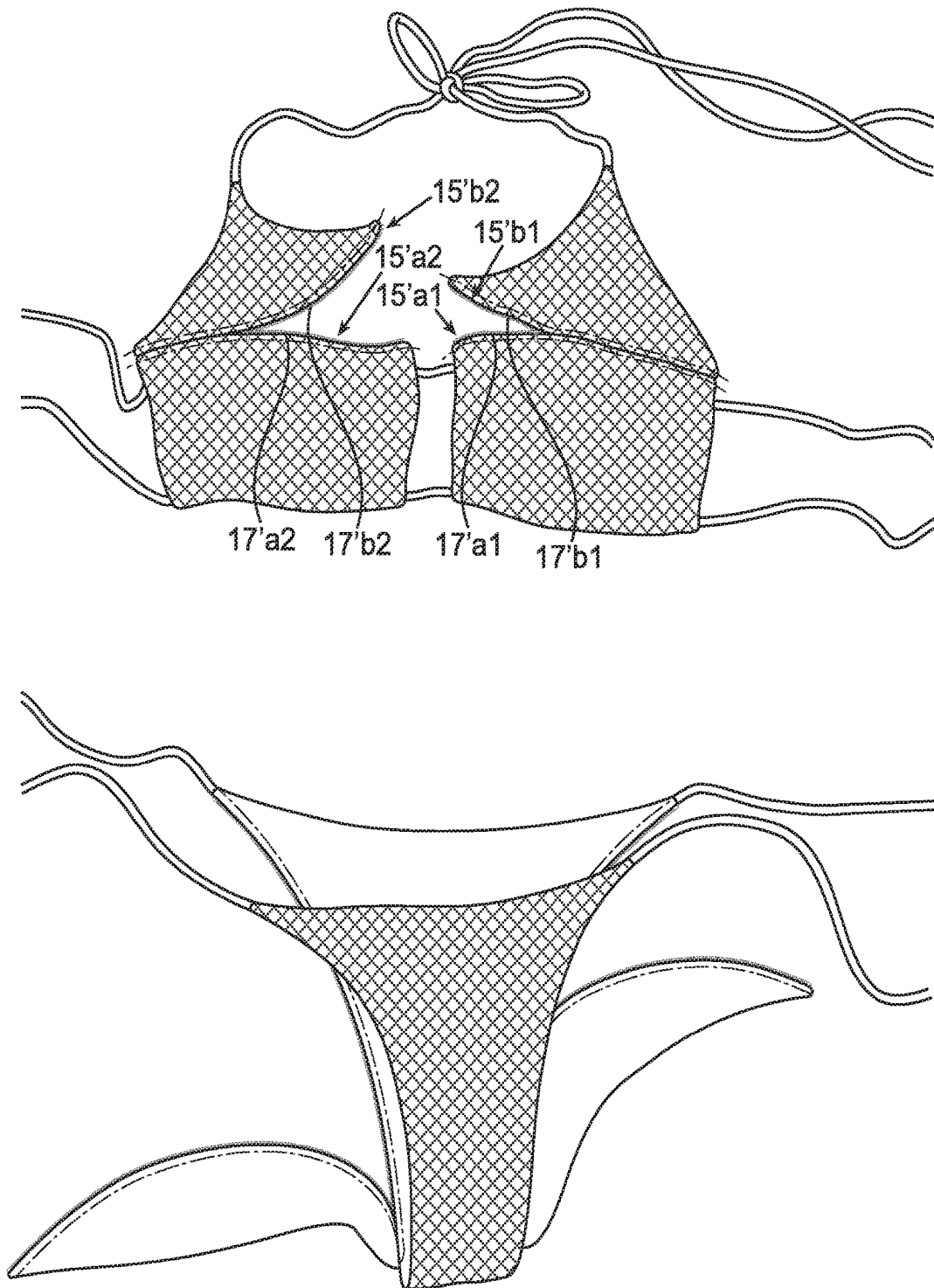


Figure 1b

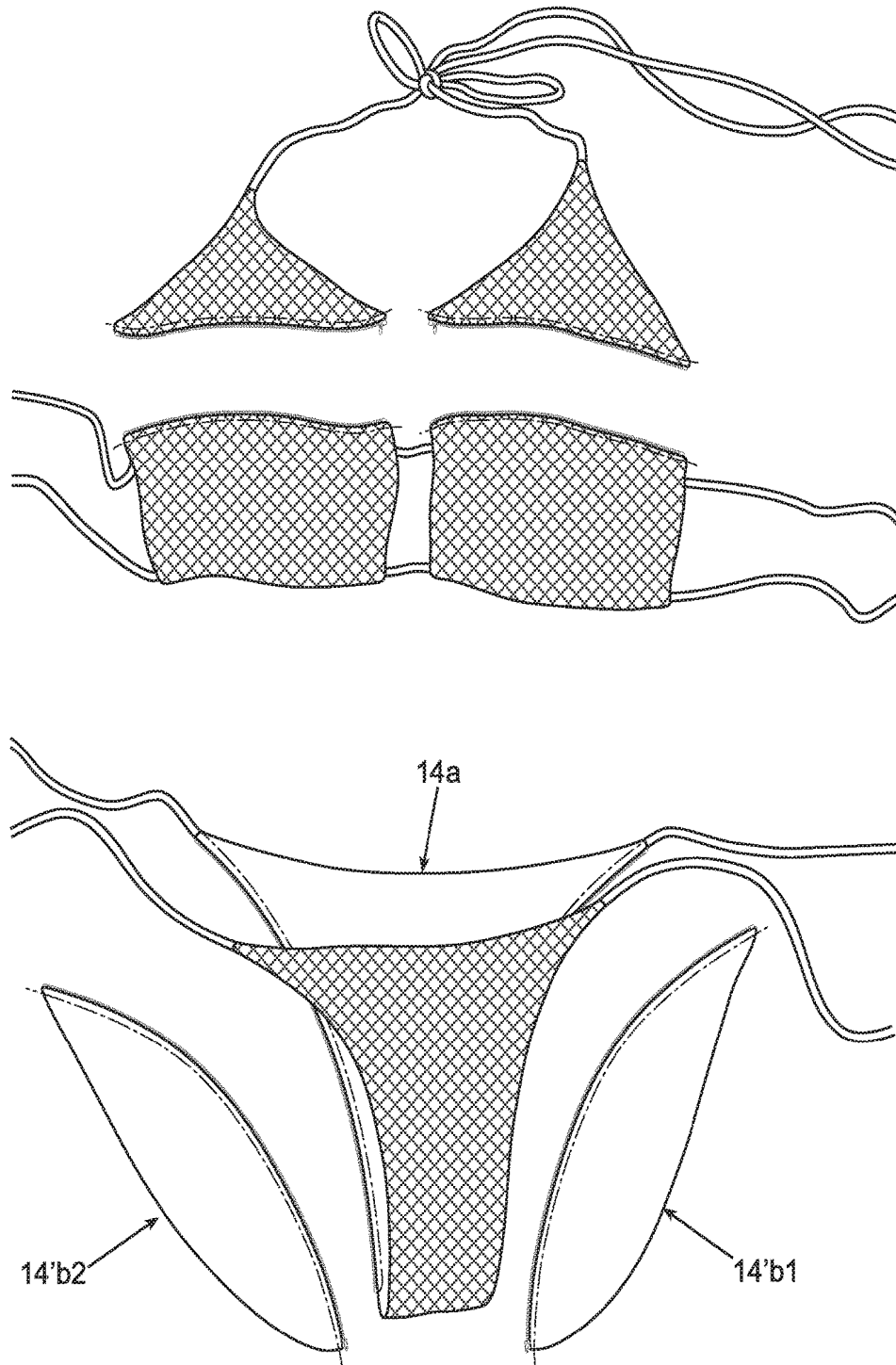


Figure 1c

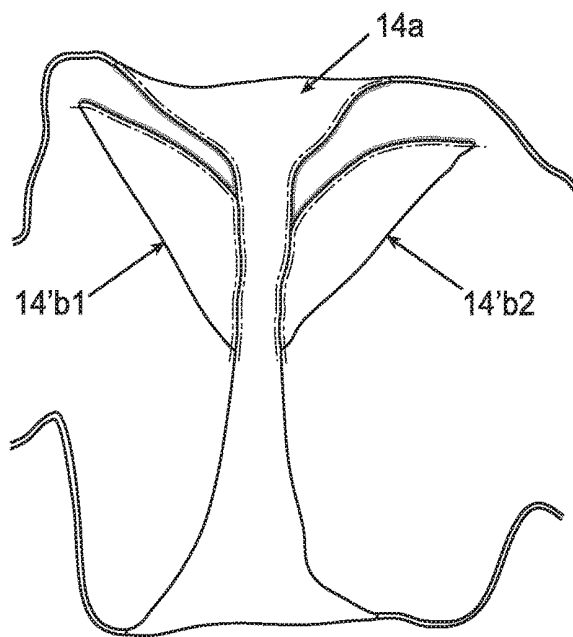


Figure 1d

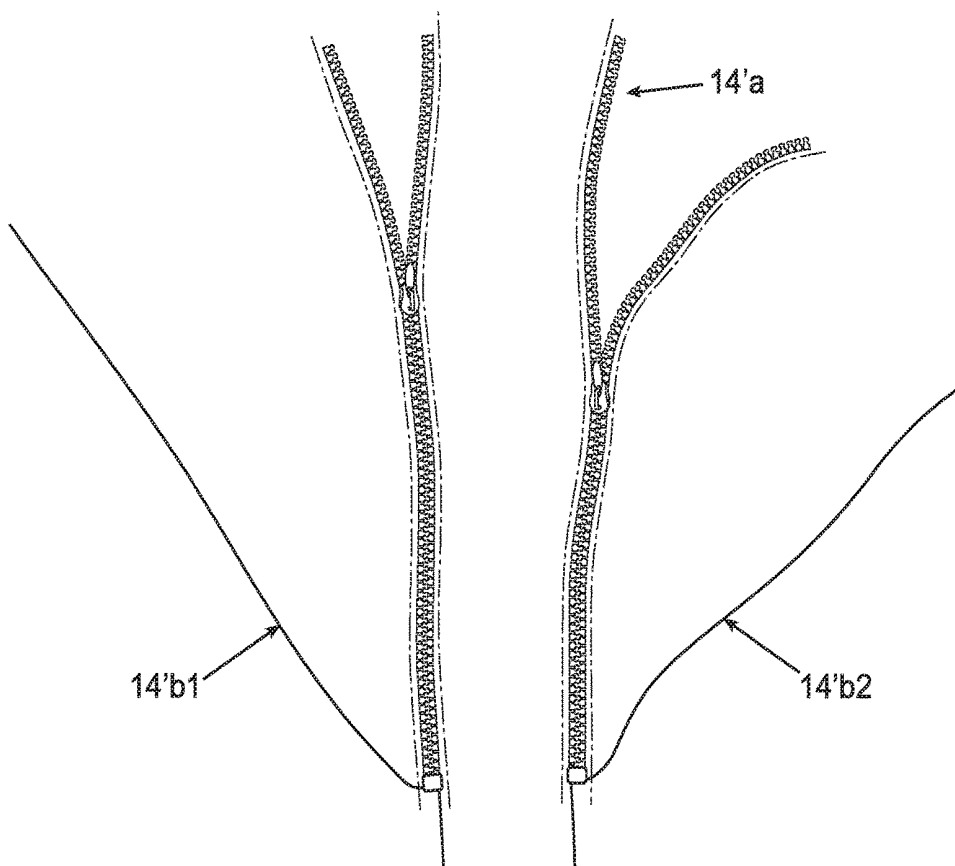


Figure 1e

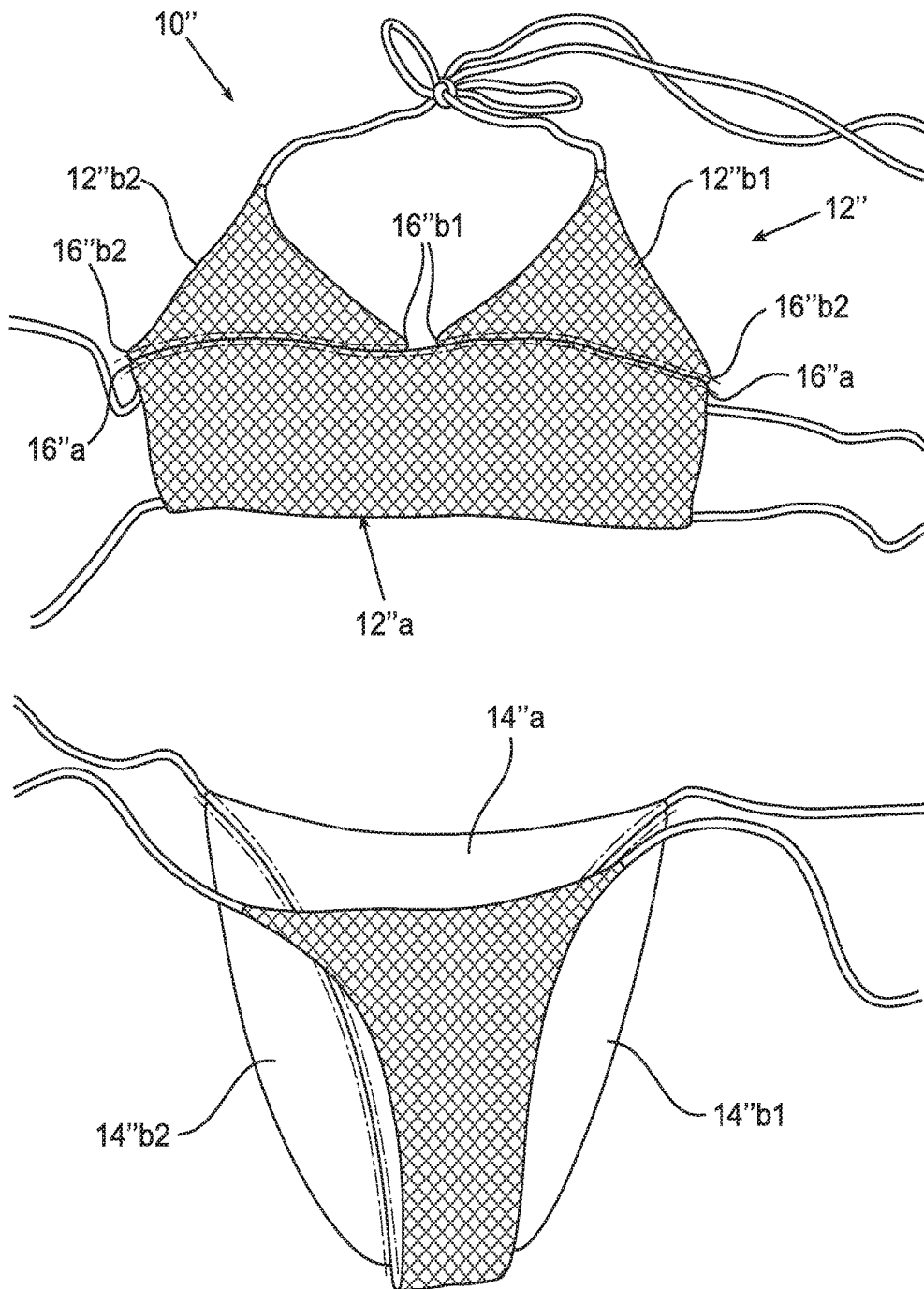


Figure 1f

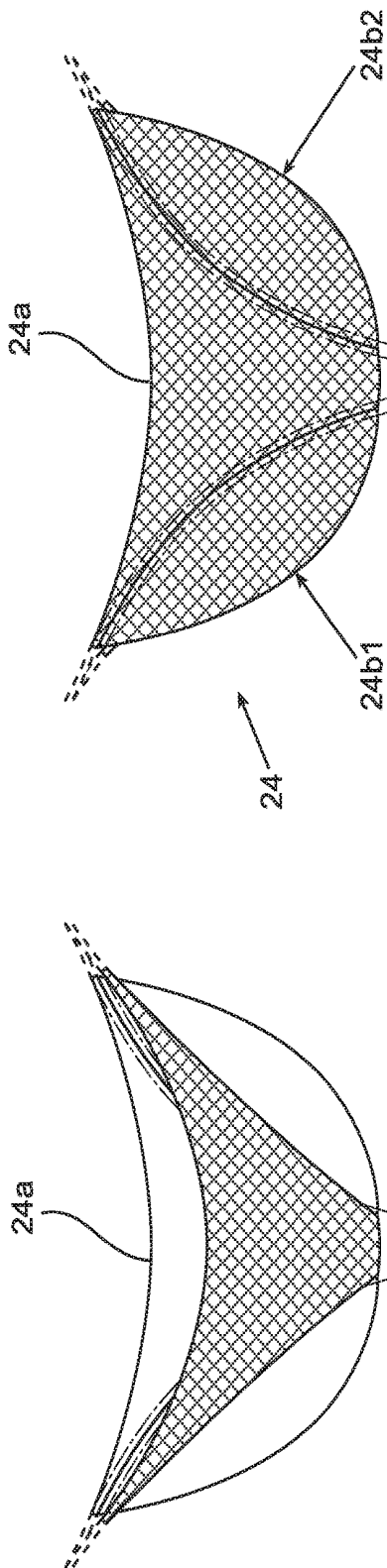
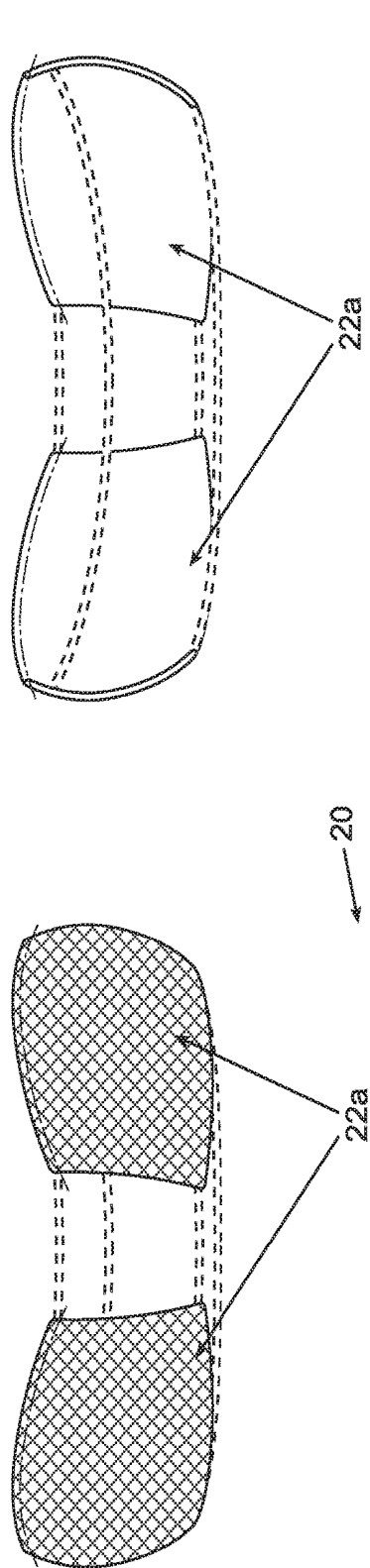


Figure 2b

Figure 2a

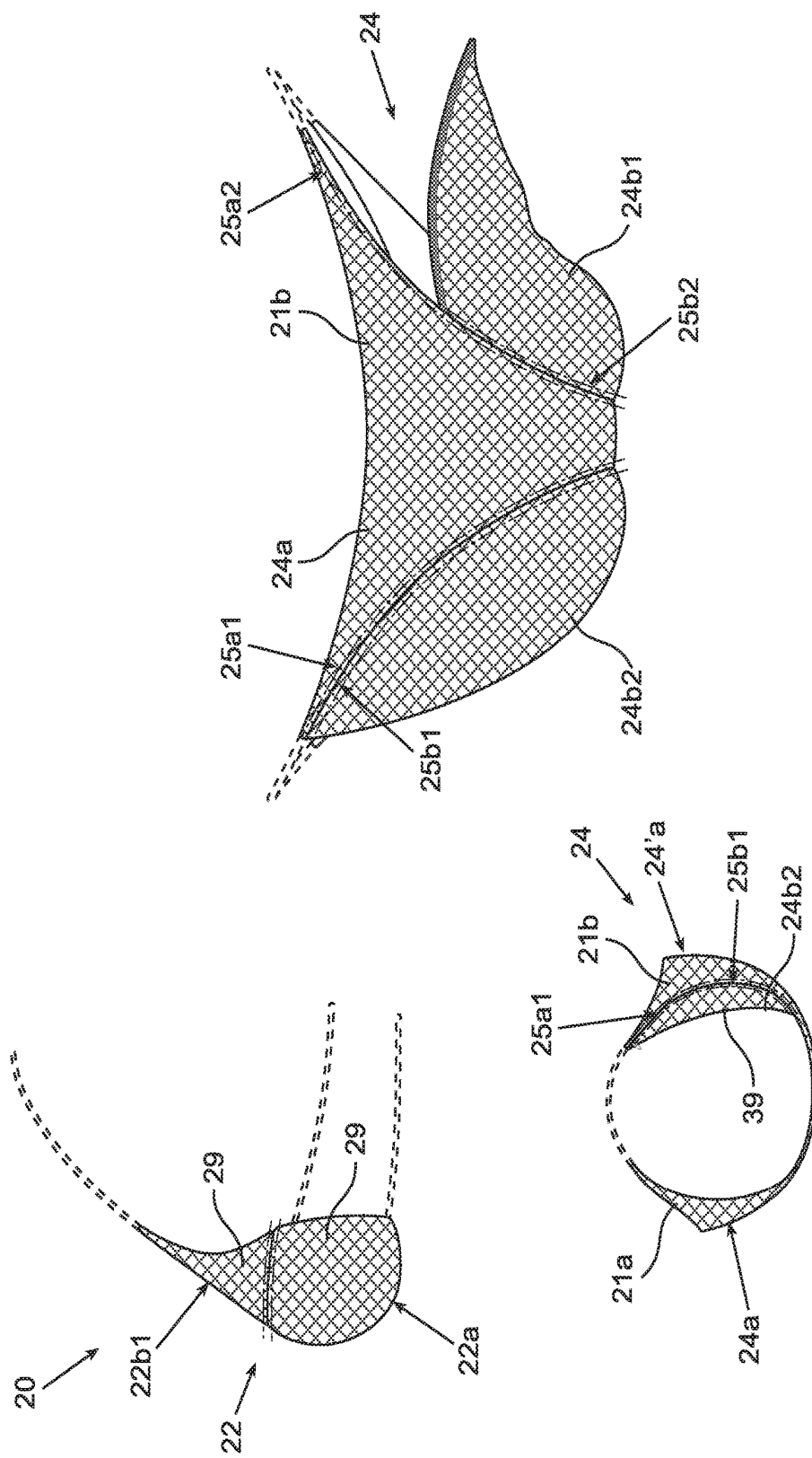


Figure 2d

Figure 2c

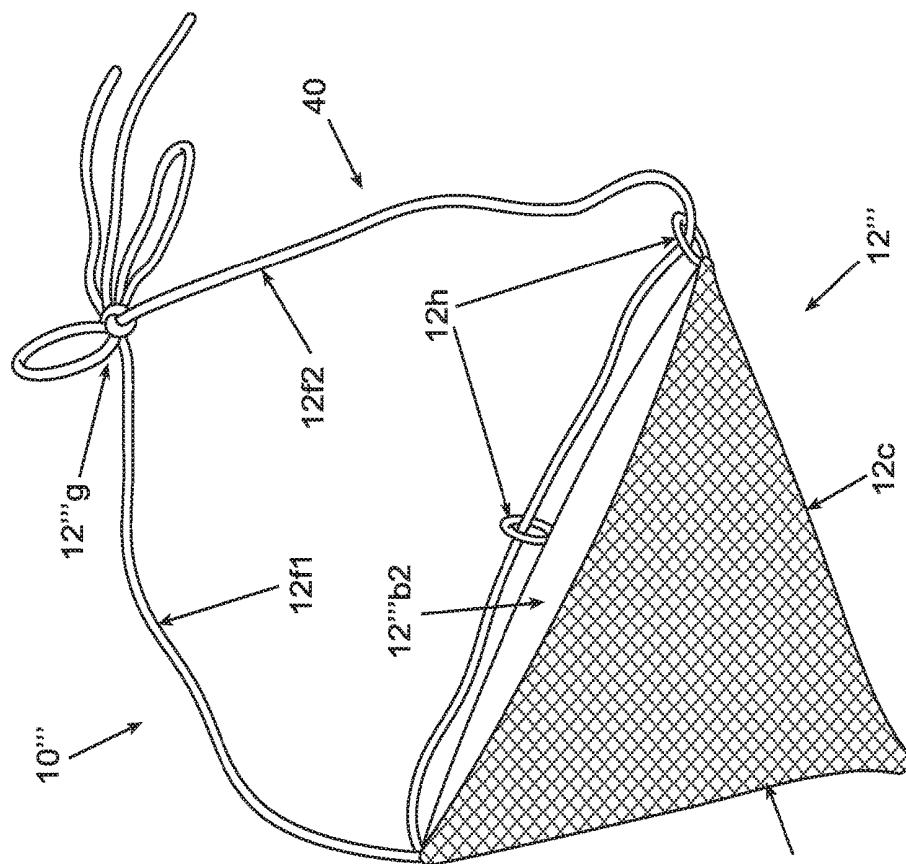


Figure 3a

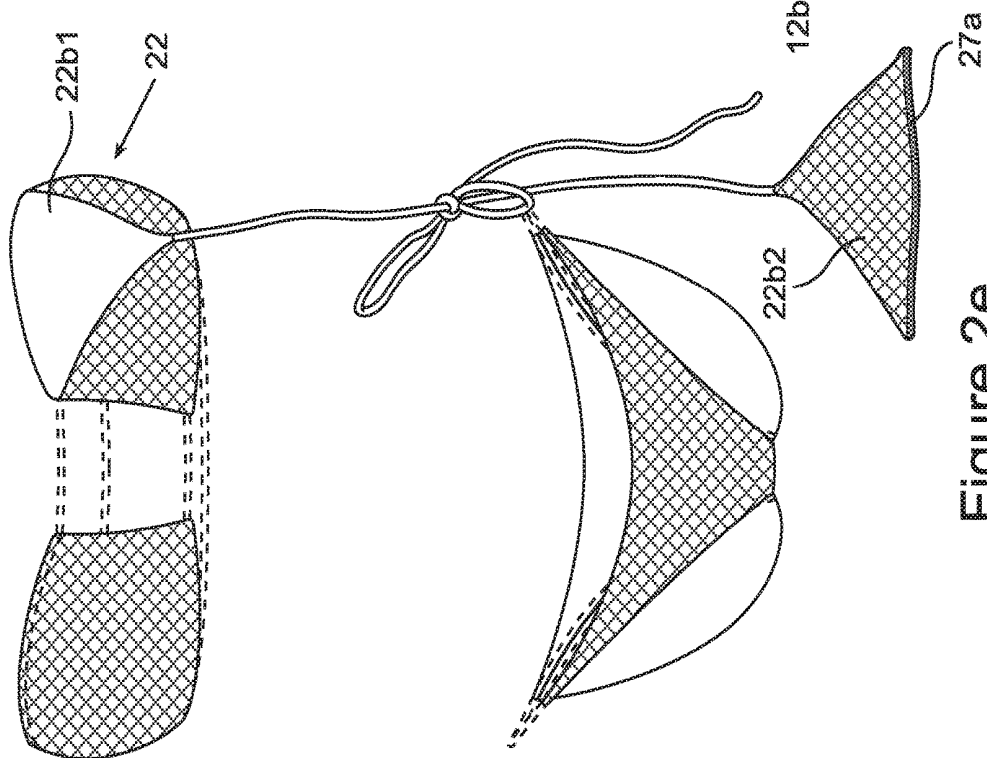


Figure 2e

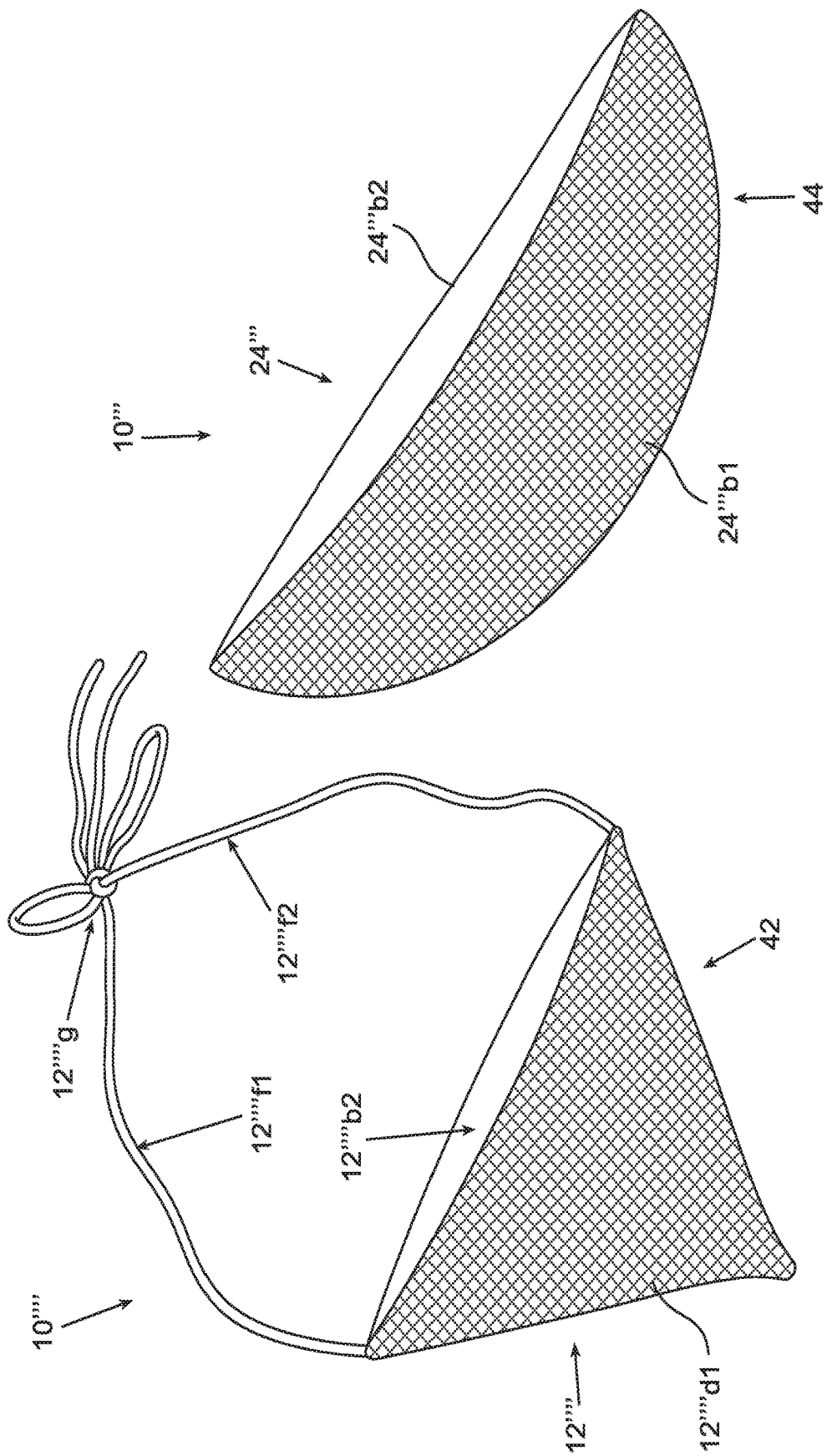


Figure 4

Figure 3b

BATHING SUIT

BACKGROUND

[0001] Designs of women's bathing suits can be considered more appropriate and less appropriate, depending not just on the wearer, but on where she is, what she is doing, and other circumstances. For example, nowadays on a beach or at a swimming pool, a skimpy bikini design may be more desirable (by the wearer herself and/or by others), but at a distance from a beach or pool, the wearer of a bikini may prefer a design with greater coverage of the body.

[0002] If a woman wishes to go from one location to another or to join company in which the clothing norms are different, and she wishes to dress differently, she would normally have to take with her additional clothing which she can change into and to find a private place to change, which can be inconvenient.

[0003] There is a need for a bikini type swim suit that contains all that is necessary to adapt to the changing preferred mode of dress of the wearer. If the wearer could change the configuration quickly, that would be an advantage. If the wearer could change the configuration without getting undressed, and need to go somewhere private to do that, that would also be an advantage.

SUMMARY

[0004] According to one aspect, a bikini-type bathing suit is provided that includes detachable pieces of fabric. The detachable pieces may provide more coverage of the wearer's chest, hips, and buttocks when they are attached to non-detachable, main tops and bottoms of the bathing suit.

[0005] The detachable pieces, when not attached to the main worn parts of the garment, may be fastened (by a zipper, Velcro, buttons, snaps, ties, and/or drawstrings) to each other at their edges so as to form a wallet or purse.

[0006] The detachable pieces can be detached from the worn parts of the garment while the wearer is wearing them and without completely undressing, so that the wearer does not need to seek privacy to change the configuration.

[0007] The wearer may attach the detachable additional components of the garment to the worn parts while the wearer is wearing them.

[0008] This design therefore allows the wearer to adapt to circumstances where she prefers either more or less coverage of her body. This design allows all the above flexibility without the need for the wearer to carry additional articles of clothing.

BRIEF DESCRIPTIONS OF THE DRAWINGS

[0009] FIG. 1a illustrates a garment embodiment laid flat, with detachable pieces attached to their corresponding main worn parts with zippers, in a full coverage configuration, where the garment includes two top-central parts;

[0010] FIG. 1b shows the same garment laid flat, with all the detachable pieces partially attached, to illustrate how the detachable pieces may separate from their corresponding main worn parts during a process of changing to a skimpy coverage configuration;

[0011] FIG. 1c depicts the same garment laid flat, with detachable pieces fully detached from their corresponding main worn parts, at the end of the process of changing to a skimpy configuration;

[0012] FIG. 1d shows the bikini bottom part of the garment laid flat, with detachable pieces partially detached from their corresponding main worn parts, as in the process of changing from the full to skimpy configurations;

[0013] FIG. 1e shows the middle of the bikini bottom part of the garment, with detachable pieces partially detached from their corresponding main worn parts, as in the process of changing the configuration;

[0014] FIG. 1f illustrates another embodiment, laid flat, with detachable pieces attached to their corresponding main worn parts with zippers, in a full coverage configuration, and including only one top-central part;

[0015] FIG. 2a illustrates another garment embodiment, with the main worn parts, as it would fit on a wearer, in a configuration without the detachable pieces, that is, with the least coverage of the body; front view;

[0016] FIG. 2b shows the garment as it would fit on the wearer, in the configuration with the detachable pieces on the bikini bottom, that is, with more coverage of the wearer's hips and buttocks; rear view; the detachable pieces attached with Velcro;

[0017] FIG. 2c illustrates the garment as it would fit on the wearer, in the configuration with the detachable pieces on the bikini top and on the bikini bottom, that is, with more coverage of the wearer's chest, hips, and bottom; side view;

[0018] FIG. 2d depicts the bikini bottom part of garment on the wearer, with one of the detachable pieces partially detached, as in the process of changing from one configuration to another; rear view;

[0019] FIG. 2e depicts the garment on the wearer, with the detachable pieces of the bikini top partially detached, as in the process of changing from one configuration to another; front view;

[0020] FIG. 3a illustrates detachable pieces of the bikini top, in a configuration in which the detachable pieces form a wallet or purse, and in which the detachable pieces are attached to each other in a symmetric configuration;

[0021] FIG. 3b shows detachable pieces of the bikini top, in a configuration in which the detachable pieces form a wallet or purse,

[0022] and in which the detachable pieces are rotated by 120 degrees with respect to each other, and

[0023] FIG. 4 shows detachable pieces of the bikini bottom, in a configuration in which the detachable pieces form a wallet or purse.

DETAILED DESCRIPTION

[0024] The following description provides specific details for an understanding of various examples of the technology. One skilled in the art will understand that the technology may be practiced without many of these details. In some instances, structures and functions may not have been shown or described in detail or at all to avoid unnecessary obscuring of the description of the examples of the technology. It is intended that the terminology used in the description presented below be interpreted in its broadest reasonable manner, notwithstanding that it is exemplified by specific examples and not every possible permutation is shown in full detail. Although certain terms may be emphasized below, any terminology intended to be interpreted in any restricted manner will be overtly and specifically defined as such in this Detailed Description section.

[0025] Unless the context clearly requires otherwise, throughout the description and the claims, the words "com-

prise” and “comprising” and the like are to be construed in an inclusive sense, as opposed to an exclusive or exhaustive sense; that is to say, in the sense of “including, but not limited to.” Additionally, the words “herein,” “above,” “below,” and words of similar import, when used in this application, shall refer to this application as a whole and not to particular portions of this application. When the context permits, words using the singular may also include the plural, and words using the plural may also include the singular. The word “or,” in reference to a list of two or more items, covers all of the following interpretations of the word: any of the items in the list, all of the items in the list, and any combination of one or more items in the list.

[0026] As used herein, “attachable”, “detachable”, “releasable,” “connect,” “connected,” “connectable,” “disconnect,” “disconnected,” and “disconnectable” refer to two or more structures or components which may be connected or disconnected, generally in a repeatable manner.

[0027] Several prior-art designs allow a wearer to switch between covering and uncovering their body in the area between the underbust and the lower waist, by so doing switching between a one-piece suit and a bikini. Many bathing suit wearers, however, have a preference for garments that allow them to cover and uncover portions of their chest, and portions of their hip and buttocks (i.e. nether area), without wearing a one-piece suit.

[0028] Some bathing suits have pockets built in, for example, U.S. Pat. No. 8,771,036 B2, “Pocket Bra”. However, there is a widespread preference among women for purses over pockets, and, to our knowledge, there is no women’s bathing suit that incorporates components that can be reconfigured to provide the user with a receptacle such as a purse or a wallet.

[0029] According to one aspect, a bikini top is provided that can easily be transformed to change the coverage of the wearer’s chest area.

[0030] According to another aspect, a bikini bottom is provided that can easily be transformed to change the coverage of the wearer’s nether area.

[0031] According to another aspect, a bikini bottom and bikini top are provided that can easily be transformed to change the coverage of the wearer’s nether and chest area, respectively. Such a swim suit provides the wearer with a very helpful versatility in the amount of skin exposure. According to another aspect, a method is provided that allows easily changing coverage of wearer’s nether and/or chest regions, in a public area.

[0032] Garment embodiments described herein are a women’s bathing suit or part of a bathing suit, in which the top and/or bottom parts have components that can attach and detach to give either more or less coverage, respectively, of the wearer’s body.

[0033] In some embodiments, when the detachable parts are detached from the bathing suit, they can be attached to one another other at their edges so as to form at least one receptacle such as a wallet or a purse.

[0034] One part of the garment may be a bathing suit top, which covers the chest, and another part may be a bathing suit bottom, which covers the buttocks and hips. The top and bottom pieces will generally be disconnected, i.e., in the style of a bikini, but not in all embodiments. If they are connected, it will generally be tenuously: in no embodiments will the garment be what is regarded as a one-piece bathing suit.

[0035] Each of the top and the bottom parts may have removable components that can be repeatedly attached and detached.

[0036] FIG. 1a illustrates a garment embodiment 10' laid flat, with several parts attached to one another with zippers, in a full coverage configuration where the garment includes a bikini top 12' and a bikini bottom 14';

[0037] FIG. 1b shows the same garment 10' laid flat, with all the parts partly attached, to illustrate how the parts may separate during a process of changing to a skimpy coverage configuration;

[0038] FIG. 1c depicts the same garment 10' laid flat, with several parts detached from one another, at the end of the process of changing to a skimpy configuration;

[0039] FIG. 1d shows the bikini bottom 14' laid flat, with several parts partly detached from one another, as in the process of changing between the full to skimpy configurations, and

[0040] FIG. 1e shows an expanded partial view of the bikini bottom 14', with various parts partly detached from one another, as in the process of changing the configuration;

[0041] FIG. 1f illustrates a garment embodiment 10" laid flat, with several parts attached to one another with zippers, in a full coverage configuration, wherein the garment 10" includes one top-central part 12a";

[0042] FIG. 2a illustrates another garment embodiment 20, with several main worn parts, as it would fit on a wearer, in a configuration without the detachable pieces, that is, with the least coverage of the body; front view;

[0043] FIG. 2b shows the garment 20 as it would fit on the wearer, in the configuration with the detachable pieces on the bikini bottom 24, that is, with more coverage of the wearer’s hips and buttocks; rear view;

[0044] FIG. 2c illustrates in a side view the garment 20 as it would fit on the wearer, in the configuration with the detachable pieces on the bikini top 22 and on the bikini bottom 24, that is, with more coverage of the wearer’s chest, hips, and buttocks.

[0045] Referring in particular to FIG. 1a, according to one aspect, a separable bikini top 12' is provided, the top 12' comprising:

[0046] at least one top-central part 12'b1, 12'b2, and

[0047] a first top-piece 12'a1 and a second top-piece 12'a2.

[0048] the second top-piece 12'a2 is attached or reversibly attachable to the first top-piece 12'a1 for example with neck straps.

[0049] each top-piece 12'a, 12'a2 is independently reversibly attachable to a top-central part 12'b1, 12'b2 respectively.

[0050] When worn the at least one top-central part 12'b 1, 12'b2 typically extend from the wearer’s underbust upward to above the wearer’s nipples, and the top-pieces 12'a, 12'a2 typically extend above the at least one top-central part and are tied to each other behind the wearer’s neck.

[0051] The bikini top 12' is shown as part of a garment 10', which further comprises a separable bikini bottom 14' described below. However, some bikini top embodiments may be provided with a regular, non-separable bikini bottom known in the art. Similarly, some bikini bottom embodiments may be provided with a regular, non-separable bikini top known in the art.

[0052] In some embodiments:

[0053] each bikini top-central part **12'a1**, **12'a2** comprises a first profile **13'a1**, **13'a2**, respectively, and

[0054] each bikini top-piece **12'b1**, **12'b2** comprises a second profile **13'b1**, **13'b2** respectively, essentially matching the first profile **13'a1**, **13'a2**, respectively.

[0055] Lines **13'a1**, **13'a2**, **13'b1**, **13'b2** of the bikini top **12'** merely illustrate the profiles and are not necessarily physically distinct components. For example, the lines may indicate edges, but the edges need not have physical lines there such as in the form of stitches. Note that the matching of the first profile **13'a1**, **13'a2** and the second profile **13'b1**, **13'b2** helps conceal the fact that the top **12'** comprises detachable pieces, such that a bystander may conclude that the top **12'** is a regular non-separable bikini top known in the art.

[0056] Referring now to FIG. **2c**, first top-central part **22a** and first top

[0057] piece **22b1** of garment **20** correlate with first top-central part **12'a1** and first piece **12'b1** in FIG. **1a**. First top-central part **22a** and first top piece **22b1** have matching designs such that the first top-central part **22a** and first top piece **22b1**, when properly attached together, appear like a regular, known in the art bikini top, such as the rightmost edges of the first top-central part **22a** and of the first top piece **22b1** may be "matched," that is, the lines of the bikini's attached central and additional parts may be without discontinuities, so they do not necessarily appear to others as separate and detachable components.

[0058] Returning to the embodiment shown in FIG. **1a**: each top-central part **12'a1**, **12'a2** comprises a top-central top edge **15'a1**, **15'a2**, respectively; each top-central top edge **15'a1**, **15'a2** comprises an outer top-central top end **16'a2**. Each top-piece **12'b1**, **12'b2** comprises a top-piece bottom edge **15'b1**, **15'b2** respectively; the top-piece bottom edge **15'b1**, **15'b2** each extending from an outer top-piece bottom end **16'b2** to an inner top-piece bottom end **16'b1**;

wherein the outer top-piece bottom ends **16'b2** of the first top-piece **12'b1** and the second top-piece **12'b2** essentially abut the outer top-central top ends **16'a2**, when the top-piece bottom edges **15'b1**, **15'b2** are attached to the top-central top edges **15'a1**, **15'a2**.

[0059] Some embodiments comprise only one top central-part **12''**, such as shown in FIG. **1f**.

For this type of embodiment **12''** top central-part **12''** is defined to comprise two outer top-central ends **16''a**. There are no inner top-central ends. For such embodiment **12''** there is no need for abutment of the inner top-central ends **16''b1**, only need for abutment of the outer top-central ends **16''b2** with outer top-central ends **16''a**.

[0060] When worn the top-central part **12''** typically extends from the wearer's underbust upward to above the wearer's nipples, and the top-pieces **12'a**, **12'a2** typically extend above the at least one top-central part and are tied to each other behind the wearer's neck.

[0061] In contrast, in embodiments **12'** shown in FIGS. **1a** to **1e**, there is need for abutment of inner top-central ends **16'b1** with inner top-central top ends **16'a1**, so that there is

proper alignment and profile matching of the top-central part **12'a1**, **12'a2** with the attached top piece **12'b1**, **12'b2** respectively, as shown.

[0062] Embodiments such as depicted in FIGS. **1a-1e** comprise two top-central parts **12'a1** and **12'a2** connectable to each other. The top-central top edge **15'a1**, **15'a2** each extend from an inner top-central top end **16'a1** to the outer top-central top end **16'a2**.

[0063] The inner top-piece bottom ends **16'b1** of the first top-piece **12'b1** and the second top-piece **12'b2**, essentially abut the inner top-central top ends **16'a1**, when the top-piece bottom edges **15'b1**, **15'b2** are attached to the top-central top edges **15'a1**, **15'a2** respectively.

Referring now in particular to FIG. **1b**,

[0064] each top-central top edge **15'b1**, **15'b2** comprises a top first zipper part **17'a1**, **17'a2** respectively, and each top-piece bottom edge **15'b1**, **15'b2** comprises a top second zipper part **17'b1**, **17'b2**.

[0065] As shown in FIG. **1a**, each first zipper part **17'a1**, **17'a2** and each second zipper part **17'b1**, **17'b2** are connectable to form a functional top zipper **17'a**, **17'b**,

[0066] wherein: the top zipper **17'a**, **17'b** comprises a tab **18'**, and

[0067] the bikini top **12''** is configured to allow opening the top zipper **17'a**, **17'b** by pulling the tab **18** from proximal to an inner top-central top end **16'a1** to proximal to an outer top-central top end **16'a2**.

[0068] When the wearer wishes to remove part of the bikini top **12'**, it is most convenient to hold two tabs **18'** that are disposed proximal to the wearer's mid-chest, between the breasts, and pull the tabs **18'** outwards towards the wearer's armpits. FIG. **1b** shows the separable bikini top **12'** partially unzipped, and FIG. **1c** shows the separable bikini top **12'** completely unzipped such that the first top-piece **12'b1** and the second top-piece **12'b2** can be freely removed from the wearer,

Note that the first top-piece **12'b1** and the second top-piece **12'b2** do not need to be detached from each other to be removed from the at least one top-central part **12'b1**, **12'b2**. It may be convenient to reattach the two top-pieces **12'b1**, **12'b2** while they are still attached to each other, retaining a relative positioning of the top-pieces **12'b1**, **12'b2** and at least one top-central part **12'b1**, **12'b2** that is customized to the wearer's measurements. When the using a swimsuit with first profiles **13'a1** and optionally **13'a2** that are substantially straight, removal of the two top-pieces **12'b1**, **12'b2** leaves at least one top-central part that does not require a neck strap. In some embodiments (not shown) the first profile may be substantially non-straight, such as have an upside-down V or U shape, as apparent when viewing the first profile when the swimsuit is worn with the top-pieces attached. For such embodiments the at least one top-central part further comprise neck straps, which may be left untied when the top pieces are attached to the at least one top-central part.

[0069] Other embodiments such as **20** depicted in FIGS. **2a-2e** may be without zippers but rather the top pieces **22b1**, **22b2** are attached to central-top part/s **22a** by other means such as Velcro strips **27a**, as shown in FIG. **2e**.

[0070] At present I believe that the embodiment shown in FIGS. **1a-1e** operates most efficiently, but the other embodiments are also satisfactory.

[0071] In some embodiments such as the top **22** of suit **20** shown in FIG. **2c**, the at least one top-central part **22a**, first

top-piece **22b1** and second top-piece **22b2** have matching colours, and optionally patterns **29**, such that the first top-piece **22b1** and second top-piece **22b2**, when attached to the at least one top-central part **22a**, are essentially visually indistinguishable from the at least one top-central part **22a**. According to another aspect, demonstrated in FIGS. **2a-2e** a bikini bottom **24** is provided, the bikini bottom **24** comprising:

[0072] a bottom-central part **24a**, and

[0073] a first bottom-piece **24b1** and a second bottom-piece **24b2**;

[0074] each bottom-piece **24b1**, **24b2** independently reversibly attachable to the bottom-central part **24a**.

[0075] The bikini bottom **24** is shown as part of a garment **20**, which further comprises a bikini top **22**, but some bathing suit bottom embodiments may be provided alone, e.g. bikini **24** for topless bathing, or for use with a top that is not separable.

[0076] Similar to the top, and in reference to FIG. **2d**, the bottom-central part **24a** comprises two first profiles **25a1** and **25a2**, and

each bottom-piece comprises a second profile **25b1**, **25b2** essentially matching first profile **25a1**, **25a2** respectively.

[0077] Referring to FIGS. **2c** and **2d**, in preferred embodiments the bottom-central part **24a** comprises a front side **21a** and a back side **21b**, wherein the back side **21b** comprises the two first profiles **25a1**, **25a2**.

[0078] As regarding the top, in some embodiments the bottom-central part **24a**, first bottom-piece **24b1** and second bottom-piece **24b2** have matching colours, and optionally patterns **39**, such that the first bottom-piece **24b1** and second bottom-piece **24b2**, when attached to the bottom-central part **24a**, are essentially visually indistinguishable from the bottom-central part **24a**.

[0079] In some embodiments a bathing suit is provided comprising the bathing suit top of any of the top embodiments described above, and the bathing suit bottom of the bottom embodiments described above.

[0080] A skilled in the art will appreciate that the top and the bottom may be matched in various styles to enhance the appearance of a regular bathing suit that is not built of detachable pieces and main worn parts.

[0081] There are no restrictions on the materials from which the central main worn parts and detachable pieces of the garment may be made, provided they are suitably comfortable, provide sufficient coverage and support of the body, and are suitable in the water and out of the water. Possible embodiments comprise fabric, leather, plastic, metal, strings, meshes, beads, and stones and combinations thereof.

[0082] All parts of the bathing suit may contain pockets.

[0083] The detachable pieces components attach and detach from the central main worn parts of the bikini top and bikini bottom of the bathing suit at or close to the edges of the pieces. There is no restriction on the ways that the central main worn parts and detachable pieces of the bathing suit can be attached to each another, provided that the connections are sufficiently secure, sufficiently comfortable to wear, can be opened and closed by the wearer without undue difficulty, and can be worn in the water and out of the water. Possible features are zippers, Velcro, buttons, snaps, and ties, and combinations thereof.

[0084] As in the bikini top **22** of the embodiment **20** shown in FIGS. **2a-2e**, the bottom pieces **24b1**, **24b2** have

Velcro strips **27b** that can be engaged with correspondent strips (not shown) on bottom-central part **24a**. In some preferred embodiments the removable parts **22b1**, **22b2**, **24b1** and **24b2** comprise the hook fasteners type of Velcro strip **27a**, **27b** respectively, whereas the correspondent main worn parts **22a**, **24a** respectively comprise the softer Velcro strips (not shown) that comprise loops engageable with the hooks. The strips **27a**, **27b** having the hooks are preferably on exterior sides of the removable parts to prevent contact with the wearer's skin and the correspondent Velcro strips on the main parts are on interior side of the main parts, invisible to a viewer even when the removable parts are removed.

[0085] The detachable pieces, when detached from the main parts of the bathing suit, can be attached to one another at or near their edges to form pockets and thus serve as wallets or purses.

[0086] Thus, according to another aspect, a bathing suit is provided that is configured to:

[0087] allow the first top-piece and the second top-piece attached thereto, and/or at least one bottom-piece attached thereto, and/or to

[0088] allow the first bottom-piece and the second-bottom piece attached thereto,

[0089] to form at least one receptacle selected from a group consisting of: wallet, bag, purse, sock, and combinations thereof.

[0090] FIG. **3a** illustrates detachable pieces of a bikini top **12''** of a bathing suit **10''**, in a configuration in which the detachable pieces **12'''b1**, **12'''b2** form a wallet or purse **40**, and in which the detachable pieces **12'''b1**, **12'''b2** are attached to each another in a symmetric configuration;

[0091] FIG. **3b** shows detachable pieces of a bikini top **12''''** of a bathing suit **10''''**, in a configuration in which the detachable pieces **12''''b1**, **12''''b2** form a wallet or purse **42**, [0092] and in which the detachable pieces are rotated by 120 degrees with respect to each other, and

[0093] FIG. **4** shows detachable pieces of a bikini bottom **24''** of a bathing suit **10''**, in a configuration in which the detachable pieces **24'''b1**, **24'''b2** form a wallet or purse **44**.

Thus

[0094] The detachable pieces **12'''b1**, **12'''b2**, for the top **12''** of the bathing suit, respectively, may attach to each another symmetrically, that is, bottom edge to bottom edge, inside edge to inside edge, and outside edge to outside edge, or they may attach to one another **12'''b1**, **12'''b2** after a rotation of approximately 120 degrees, as in FIG. **3b** that is, bottom edge to outside edge, outside edge to inside edge, and inside edge to bottom edge.

[0095] Note the asymmetry of the connections, such that the detachable pieces can attach correctly either to the main worn central parts of the bathing suit or to the other detachable pieces. That is, zipper, Velcro, buttons, and snaps all have one type of fastener on one side and a different complementary type of fastener on the other side. If the detachable pieces are to attach both to the main worn central parts of the garment and to the opposite detachable pieces, the corresponding edges should have the correct complementary fasteners.

[0096] Thus the top and the bottom main worn central parts of the garment will have opposite types of fasteners on their left and right sides, and the corresponding detachable pieces will have complementary edges that can be fastened to each another. The edge-edge fasteners will generally have

one edge that in the wallet or purse configuration is more easily opened and closed than the other edges, so that the wallet or purse holds its contents securely and so that the contents are accessible to the user.

[0097] The user may prefer the straps of the purse configuration of the additional top pieces to connect into a knot 12^{'''}g (FIG. 3a) or 12^{'''}g (FIG. 3b) from different corners of the purse, as is conventional for purses, because this option provides more stability and accessibility. If the bikini top detachable pieces of the bathing suit are connected symmetrically, one edge of the detachable pieces of the bathing suit may contain eyelets 12^h through which a neck strap 12^{'''}f1 or 12^{'''}f2 may be threaded so that the strap 12^{'''}f1 or 12^{'''}f2 is unattached from a different point on the material than the point at which the strap 12^{'''}f1, 12^{'''}f2 holds up the pieces 12^{'''}b1, 12^{'''}b2 when they are being worn as part of a bathing suit 10^{'''}. When the detachable pieces 12^{'''}b1, 12^{'''}b2 attach to one another after a rotation of approximately 120 degrees, as in FIG. 3b, there may be no need for loops.

[0098] Two possible embodiments of the eyelets 12^h are (1) holes near an edge of one or two of the additional pieces and (2) small loops attached to one or two edges of the additional pieces.

1. a separable bathing suit top comprising:
at least one top-central part, and
a first top-piece and a second top-piece;
the second top-piece attached or reversibly attachable to the first top-piece;
each top-piece independently reversibly attachable to a top-central part.

2. The bathing suit top of claim 1, wherein:
each top-central part comprises a first profile, and
each top-piece comprises a second profile essentially matching the first profile.

3. The bathing suit top of claim 1, wherein:
each top-central part comprises a top-central top edge; the top-central top edge comprising an outer top-central top end, and
each top-piece comprises a top-piece bottom edge; each top-piece bottom edge extending from an outer top-piece bottom end to an inner top-piece bottom end;

wherein the outer top-piece bottom ends of the first top-piece and the second top-piece essentially abut the outer top-central top ends, when the top-piece bottom edges are attached to the top-central top edges.

4. The bathing suit top of claim 3, comprising two top-central parts connectable to each other, each top-central top edge extending from an inner top-central top end to the outer top-central top end, wherein the inner top-piece bottom ends of the first top-piece and the second top-piece

essentially abut the inner top-central top ends, when the top-piece bottom edges are attached to the top-central top edges.

5. The bathing suit top of claim 3, wherein:
each top-central top edge comprises a top first zipper part and each top-piece bottom edge comprises a top second zipper part;
each first zipper part and each second zipper part are connectable to form a functional top zipper,
wherein: the zipper comprises a tab, and
the bathing suit top is configured to allow opening the top zipper by pulling the tab from proximal to an inner top-central top end to proximal to an outer top-central top end.

6. The bathing suit top of claim 1, wherein the at least one top-central part, first top-piece and second top-piece have matching colours, and, optionally, patterns, such that the first top-piece and second top-piece, when attached to the at least one top-central part, are essentially visually indistinguishable from the at least one top-central part.

7. a separable bathing suit bottom comprising:
a bottom-central part, and
a first bottom-piece and a second bottom-piece;
each bottom-piece independently reversibly attachable to the bottom-central part.

8. The bathing suit bottom of claim 7, wherein:
the bottom-central part comprises two first profiles, and
each bottom-piece comprises a second profile essentially matching a first profile.

9. The bathing suit bottom of claim 7, wherein:
the bottom-central part comprises a front side and a back side,
wherein the back side comprises the two first profiles.

10. The bathing suit top of claim 7, wherein the bottom-central part, first bottom-piece and second bottom-piece have matching colours, and, optionally, patterns, such that the first bottom-piece and second bottom-piece, when attached to the bottom-central part, are essentially visually indistinguishable from the bottom-central part.

11. A bathing suit comprising the bathing suit top of claim 1 and a bathing suit bottom of claim 7.

12. The bathing suit of claim 11, configured to:
allow the first top-piece and the second top-piece attached thereto, and/or at least one bottom-piece attached thereto, and/or to
allow the first bottom-piece and the second-bottom piece attached thereto,
to form at least one receptacle selected from a group consisting of: wallet, bag, purse, sock, and combinations thereof.

* * * * *